

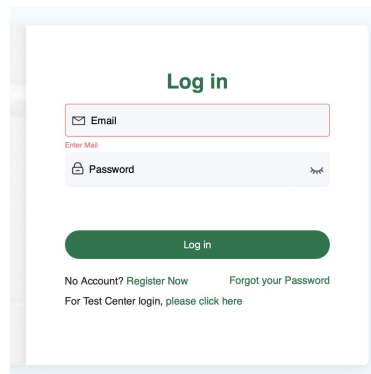
# HSK 考试报名指南

## 1. 创建账户

- 访问 [汉语考试服务网](https://www.chinesetest.cn) (<https://www.chinesetest.cn>)。

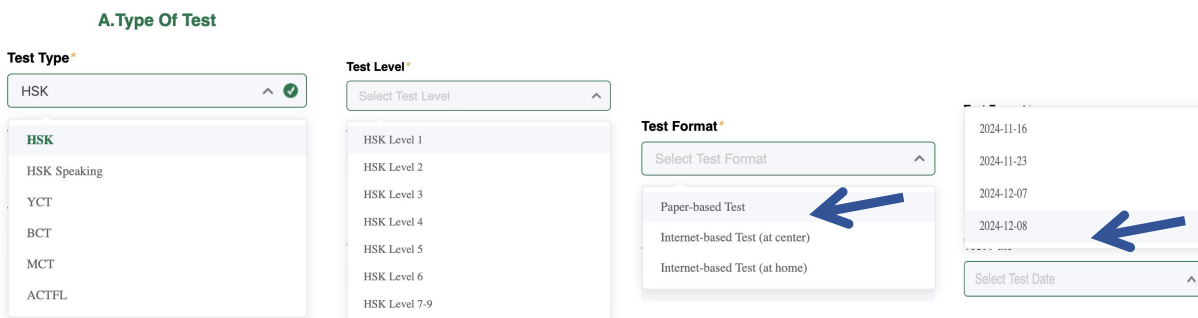


- 点击“立即报名”按钮，使用电子邮件或手机号进行注册，填写个人信息后完成账号创建。
- 如果已有账户请直接登陆。



## 2. 选择考试

- 登录账号后选择适合自己的 HSK 考试类型 (HSK/HSK Speaking) 和等级，并选择考试形式 (纸笔考试)、考试日期 (2024-12-08) 和考点信息。
- 如需报考多个考试类型或等级，请在第一个考试报名完成后，再进行第二个考试报名，每次仅能选择一个考试类型或等级。



Select Continent

- China
- Africa
- America
- Asia
- Oceania
- Europe

Select Country/Area

- FRANCE
- AUSTRIA
- CZECH
- GERMANY
- HUNGARY
- BULGARIA
- THE NETHERLANDS
- SPAIN

Select Test Center

- Confucius Institute at University of Szeged Szegedi Tudományegyetem, University
- ELTE Confucius Institute
- Miskolci Egyetem Konfuciusz Intézet

### 3. 填写个人信息

- 填写报名表，包括个人的姓名、性别、国籍、身份证号或护照号等信息。
- 上传个人证件照片（通常需要一张 2 寸护照照片，白底）。(注：正面正式免冠照片!)

Test Information | Personal Information | Mailing Information | Confirm Submission

1 | 2 | 3 | 4 | 5

#### A. Personal information

Name on ID\*

Chinese Name

Date of Birth\*  
 ! 📅  
Please select date of birth

Gender\*  
 Male  Female  Other

Nationality\*  
 !  
Please select nationality

Ethnic\*

#### B. Verification

Type of ID\*  
 ✔

ID number\*

Phone Number\*  
 ✔

Address

Photo

Photo size: 15kb-1M  
 Photo format: jpg, jpeg, png  
 Photo requirements: must be a recent photo of myself, headshot clearly visible

#### C. Other Information

Mother tongue\*  
 !  
Please select native language

How long learning Chinese?

Your occupation

### 4. 确认信息并提交

- 确认填写的所有信息无误后，提交报名。

Test Information | Personal Information | Mailing Information | Confirm Submission

1 | 2 | 3 | 4 | 5

1. Your score report will be mailed to the test center where you registered. Please click "Next" to continue with your registration.  
 2. If you have applied for an Internet-based (at home) test, you will be able to download your score report electronically when the results are released.

[Back](#) [Next](#)

Please check if your registration information is correct. If there is any error, please return to the relevant steps and re-enter the information.

If you have other needs Contact the Test Center →

I have read and agree to the "Notice on Chinese Test Registration and Test Affairs" and "A Guide to Privacy Protection for Chinese Test Takers"

**Submit**

- 完成报名，可以在个人账户中查看报名信息。

Thank you for your registration.  
Details of your registration have been saved in "My Account" - "Test Records".

## 5. 支付

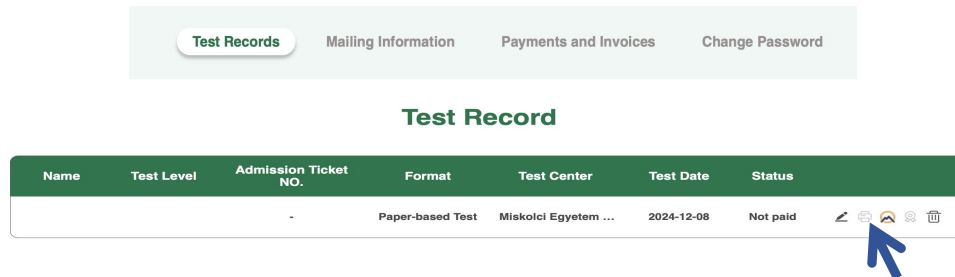
- 支付方式：银行转账
- 收款方：米什科尔茨大学
- 银行：Budapest Bank
- 账号：HU15-10102718-51382100-01005004
- 地址：米什科尔茨大学，邮编 3515，米什科尔茨大学城
- 附言：姓名，HSK 和/或 HSKK 考试级别
- 代码：KISZ01100K
- 付款后，请将转账凭证或付款订单的复印件发送至以下邮箱：  
[zhichun.wang@guest.uni-miskolc.hu](mailto:zhichun.wang@guest.uni-miskolc.hu) 和 [china1@uni-miskolc.hu](mailto:china1@uni-miskolc.hu)。
- （注：请一定在报名截止日（2024-11-08）之前确认支付成功。否则，报名将视为“不成功”，也将无法进行“报名确认及打印准考证”。）

考试费用：

HSK 考试级别	考试费用
HSK1	5000HUF
HSK2	6000HUF
HSK3	7000HUF
HSK4	8000HUF
HSK5	9000HUF
HSK6	10000HUF
HSKK 初级	6000HUF
HSKK 中级	7000HUF
HSKK 高级	8000HUF

## 6. 报名确认及打印准考证

- 支付成功后，会收到报名确认通知。
- 考前一周左右，可以登录账户查看准考证并打印。点击“考试记录”、“打印标志”进行准考证打印。



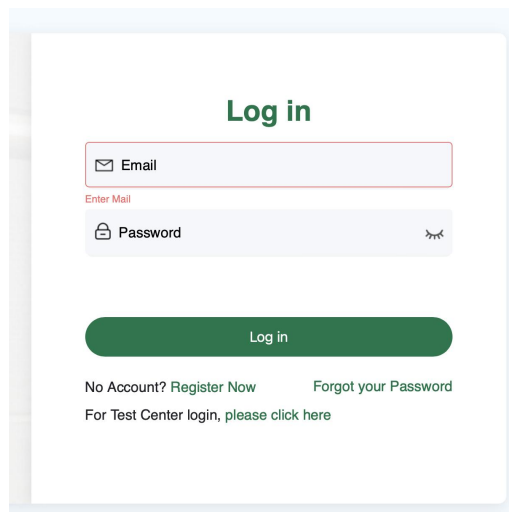
# HSK Exam Registration Guide

## 1. Create an Account

- Visit the [Chinese Testing Service website](https://www.chinesetest.cn) (<https://www.chinesetest.cn>)



- Click the "Register Now" button and sign up using your email or phone number. Fill in your personal information to complete the account creation.
- If you already have an account, please log in directly.

The image shows a login form with the title 'Log in'. It contains two input fields: 'Email' with an envelope icon and 'Password' with a lock icon and a toggle for visibility. Below the input fields is a green 'Log in' button. At the bottom, there are three links: 'No Account? Register Now', 'Forgot your Password', and 'For Test Center login, please click here'.

## 2. Choose the Exam

- After logging into your account, choose the appropriate HSK exam type (HSK/HSK Speaking) and level, then select the exam format (paper-based exam), exam date (2024-12-08), and test center information.
- If you need to register for multiple exam types or levels, please complete the registration for the first exam before registering for the second one, as you can only select one exam type or level at a time.

### A. Type Of Test

**Test Type\***

HSK

- HSK
- HSK Speaking
- YCT
- BCT
- MCT
- ACTFL

**Test Level\***

Select Test Level

- HSK Level 1
- HSK Level 2
- HSK Level 3
- HSK Level 4
- HSK Level 5
- HSK Level 6
- HSK Level 7-9

**Test Format\***

Select Test Format

- Paper-based Test
- Internet-based Test (at center)
- Internet-based Test (at home)

Select Test Date

- 2024-11-16
- 2024-11-23
- 2024-12-07
- 2024-12-08

Select Continent

- China
- Africa
- America
- Asia
- Oceania
- Europe

Select Country/Area

- FRANCE
- AUSTRIA
- CZECH
- GERMANY
- HUNGARY
- BULGARIA
- THE NETHERLANDS
- SPAIN

Select Test Center

- Confucius Institute at University of Szeged Szegedi Tudományegyetem, University
- ELTE Confucius Institute
- Miskolci Egyetem Konfuciusz Intézet

### 3. Fill in Personal Information

- Complete the registration form, including your name, gender, nationality, and ID or passport number.
  - Upload a personal identification photo (usually a 2-inch passport photo with a white background).
- (Note: A formal, front-facing photo without a hat or head covering is required!)

1 Test Information    2 Personal Information    3 Mailing Information    4 Confirm Submission    5

**A. Personal information**

**Name on ID\***

**Chinese Name**

Enter Chinese Name

**Date of Birth\***

Select date of Birth

Please select date of birth

**Gender\***

Male  Female  Other

**Nationality\***

Select Nationality

Please select nationality

**Ethnic\***

Select Ethnic

**B. Verification**

**Type of ID\***

ID Card

**ID number\***

**Phone Number\***

**Address**

Enter Address

**Photo**

Photo size: 15kb~1M  
Photo format: jpg, jpeg, png  
Photo requirements: must be a recent photo of myself, headshot clearly visible

**C. Other Information**

**Mother tongue\***

Select Mother language

Please select native language

**How long learning Chinese?**

**Your occupation**

Select sector

## 4. Confirm Information and Submit

- After verifying that all the information you have entered is correct, submit your registration.

1. Your score report will be mailed to the test center where you registered. Please click "Next" to continue with your registration. .  
2. If you have applied for an Internet-based (at home) test, you will be able to download your score report electronically when the results are released.

Back Next

Please check if your registration information is correct. If there is any error, please return to the relevant steps and re-enter the information.

If you have other needs [Contact the Test Center →](#)

I have read and agree to the ["Notice on Chinese Test Registration and Test Affairs"](#) and ["A Guide to Privacy Protection for Chinese Test Takers"](#)

Submit

- Once registration is complete, you can view your registration details in your personal account.

Thank you for your registration.  
Details of your registration have been saved in "My Account" - "Test Records".

## 5. Payment

- Payment Method: bank transfer
- Recipient: University of Miskolc
- Bank: Budapest Bank
- Account number: HU15-10102718-51382100-01005004
- Address: University of Miskolc - 3515, Egyetemváros, Miskolc.
- Message: name, HSK and/or HSKK level.
- code: KISZ01100K
- After you paid please send us a copy of the check or a copy of the payment order to [zhichun.wang@guest.uni-miskolc.hu](mailto:zhichun.wang@guest.uni-miskolc.hu) and [china1@uni-miskolc.hu](mailto:china1@uni-miskolc.hu).

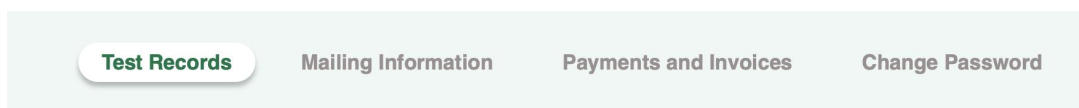
( Note : Please make sure to confirm your payment before the registration deadline (2024-11-08). Otherwise, the registration will be considered "unsuccessful," and you will not be able to proceed with "registration confirmation and printing the admission ticket.")

Application fees for the exams:

HSK Exam Level	Exam Fees (HUF)
HSK1	5000HUF
HSK2	6000HUF
HSK3	7000HUF
HSK4	8000HUF
HSK5	9000HUF
HSK6	10000HUF
HSKK basic	6000HUF
HSKK intermediate	7000HUF
HSKK advanced	8000HUF

## 6. Registration Confirmation and Print Admission Ticket

- After successful payment, you will receive a registration confirmation notice.
- About a week before the exam, you can log into your account to view and print your admission ticket. Click on "Test Record" and the "Printer Sign" button to print your admission ticket.



## Test Record

Name	Test Level	Admission Ticket NO.	Format	Test Center	Test Date	Status	
		-	Paper-based Test	Miskolci Egyetem ...	2024-12-08	Not paid	